

Medtronic

ProGrip™ mesh technology

Leading the future of
mesh fixation. With the
performance to prove it.^{1-10,†}

More than 4 million implants
sold worldwide¹¹

†This document refers to the ProGrip™ family of products, including ProGrip™ self-gripping polyester mesh (or ProGrip™ PET, also previously known as Parietex™ ProGrip™), ProGrip™ self-gripping polypropylene mesh (or ProGrip™ PP, also previously known as Parietene™) ProGrip™ and ProGrip™ laparoscopic self-fixating mesh (or ProGrip™ Lap). Only ProGrip™ self-gripping polyester mesh is indicated for incisional hernia repair. Please always refer to indication labeling for your jurisdiction and read all applicable instructions for use provided with the products.



Surgeons around the world trust in ProGrip™ mesh technology to provide secure hernia repair for improved patient comfort and recovery.^{7,8,†}

With a unique self-gripping synthetic prosthetic mesh, ProGrip™ mesh technology has been used successfully in 27 countries and studied extensively around the globe.^{12,‡}

Uncompromising assurance

ProGrip™ mesh technology can enhance surgical care in ways that matter most to your patients.

- Eliminates pain associated with traditional tack fixation^{6-9,13,14,16,§}
- Offers resorbable, microgrips that reduce trauma to tissue – making it ideal below the inguinal ligament^{4,9,10,†,§}
- Demonstrates low hernia recurrence rates with ProGrip™ laparoscopic mesh.⁷⁻⁹

Exceptional value

Combining mesh with fixation, ProGrip™ mesh technology reduces surgical time compared to tack fixation.[§]


Plus it helps lower procedural costs for:^{9,10,24,31,†}

- Sutures
- Staples
- Tacks
- Glue

†Based on preclinical animal and/or benchtop studies. Animal data and/or benchtop data are not necessarily indicative of human clinical outcomes.

‡Based upon an internal document list of products manufactured in Trevoux by Sofradim Production. January 2022.

§ProGrip™ laparoscopic self-fixating mesh and ProGrip™ self-gripping polyester mesh have equivalent gripping and mechanical properties.

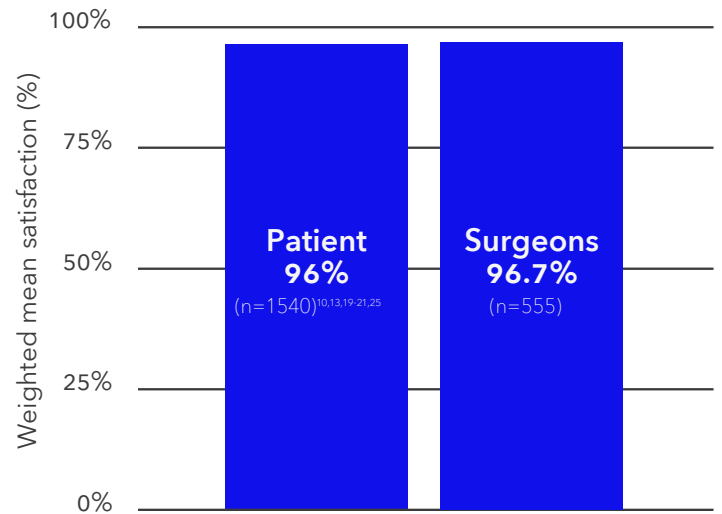


Patient satisfaction score

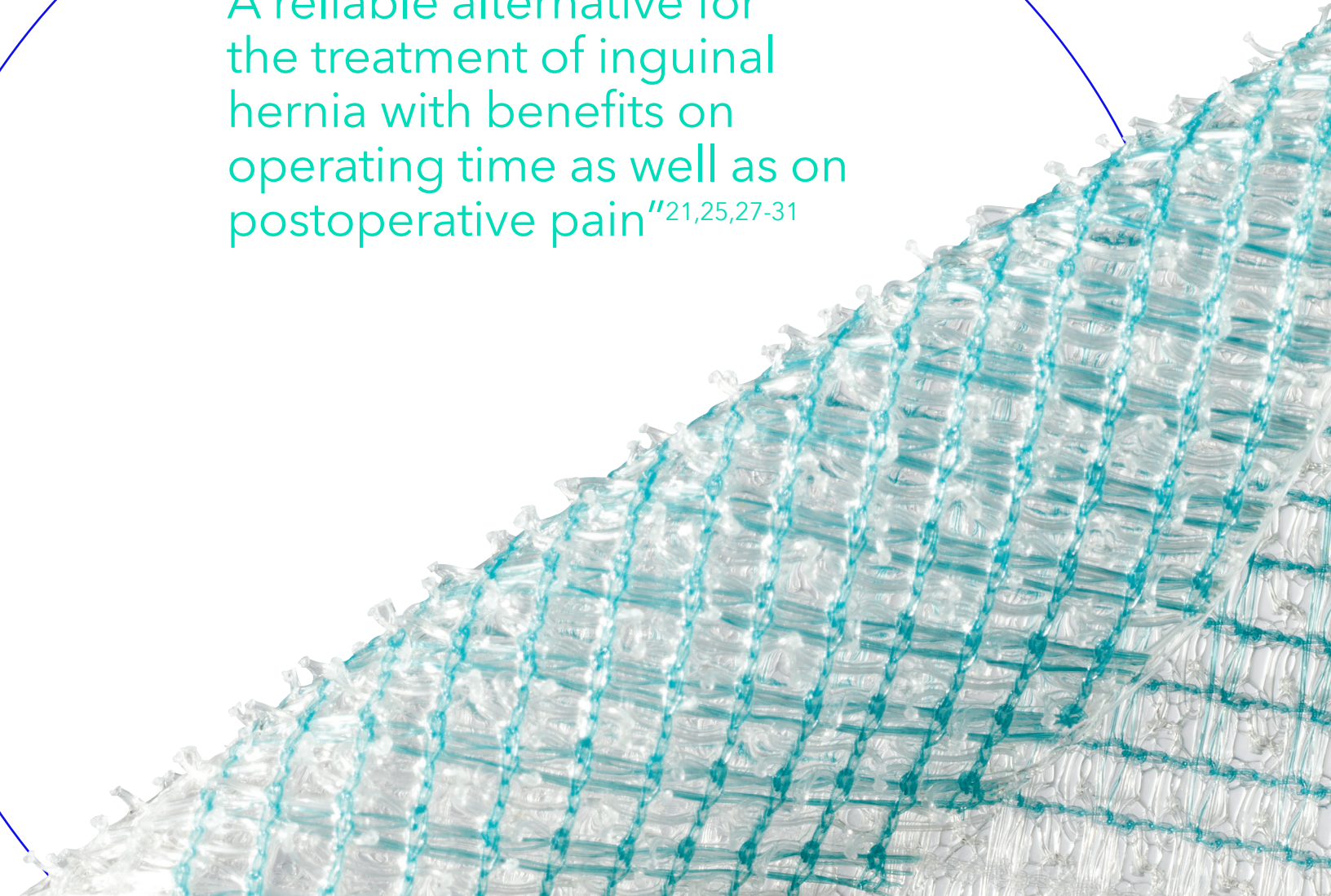
Patients have expressed a high degree of satisfaction level with ProGrip™ mesh after their surgeries with over 90% reporting they are satisfied or very satisfied for open or laparoscopic procedures to repair both inguinal and ventral/incisional hernias.^{10,13,20-22,26}

Surgeons agree

Surgeons who use ProGrip™ meshes have positively reviewed its self-gripping technology. Their use has been described as follows:



“A reliable alternative for the treatment of inguinal hernia with benefits on operating time as well as on postoperative pain”^{21,25,27-31}




Vastly versatile. Clearly impactful.^{10,13,20-22,26}

ProGrip™ mesh technology is a proprietary solution for open incisional, open inguinal hernia repair, and laparoscopic hernia procedures, including robotically-assisted surgery.^{†‡}


Discover the entire family of ProGrip™ products:



ProGrip™ Laparoscopic self-fixating mesh



ProGrip™ Self-gripping polyester mesh



ProGrip™ Self-gripping polypropylene mesh

The ProGrip™ family is flexible for your surgical routine – and focused on better patient outcomes.



Contact your local Medtronic sales representative today to try ProGrip™ mesh technology.
[medtronic.com/herniarepair](https://www.medtronic.com/herniarepair)



† ProGrip™ self-gripping polypropylene mesh is indicated for open inguinal only. ProGrip™ laparoscopic self-fixating mesh is indicated for laparoscopic inguinal hernia repair including robotically-assisted surgery. ProGrip™ self-gripping polyester mesh is indicated for open and laparoscopic inguinal and incisional hernia repair.

‡ Based upon an internal document list of products manufactured in Trevoux by Sofradim Production. January 2022

1. Anadol AZ, Akin M, Kurukahvecioglu O, et al. A prospective comparative study of the efficacy of conventional Lichtenstein versus self-adhesive mesh repair for inguinal hernia. *Surg Today*. 2011 Nov;41(11):1498-1503.
2. Chastan P. Tension free open inguinal hernia repair using an innovative self-gripping semi-resorbable mesh. *Journal of Minimal Access Surgery*. 2006;2(3):139-143.
3. Pierides G, Scheinin T, Remes V, et al. Randomized comparison of self-fixating and sutured mesh in open inguinal hernia repair. *Br J Surg*. 2012 May;99(5):630-636.
4. Jorgensen LN, Sommer T, Assaadzadeh S, et al. Randomized clinical trial of self-gripping mesh versus sutured mesh for Lichtenstein hernia repair. *Br J Surg*. 2013 Mar;100(4):474-481.
5. Based on internal test report #MC2009-004CR020, Parietex ProGrip™ mesh self-gripping feature functional trial. May 2010.
6. Bresnahan E, Bates A, Wu A, Reiner M, Jacob B. The use of self-gripping (ProGrip™) mesh during laparoscopic total extraperitoneal (TEP) inguinal hernia repair: a prospective feasibility and long-term outcomes study. *Surg Endosc*. 2015;29(9):2690-2696.
7. Klobusicky P, Hoskovec D. Reduction of chronic post-herniotomy pain and recurrence rate. Use of the anatomical self-gripping ProGrip™ laparoscopic mesh in TAPP hernia repair. Preliminary results of a prospective study. *Wideochir Inne Tech Maloinwazyjne*. 2015;10(3):373-381.
8. Muysoms F, Vanlander A, Ceulemans R, et al. A prospective, multicenter, observational study on quality of life after laparoscopic inguinal hernia repair with ProGrip laparoscopic, selffixating mesh according to the European Registry for Abdominal Wall Hernias quality of life instrument. *Surgery*. 2016;160(5):1344-1357.
9. Fumagalli Romario U, Puccetti F, Elmore U, Massaron S, Rosati R. Self-gripping mesh versus staple fixation in laparoscopic inguinal hernia repair: a prospective comparison. *Surg Endosc*. 2013;27(5):1798-1802. doi: 10.1007/s00464-012-2683-8.
10. Ozmen J, Choi V, Hepburn K, Hawkins W, Loi K. Laparoscopic totally extraperitoneal groin hernia repair using a self-gripping mesh: clinical results of 235 primary and recurrent groin hernias. *J Laparosc Adv Surg Tech A*. 2015;25(11):915-919.
11. Based on an internal document list of products manufactured in Trevoux by Sofradim Production. Based upon an internal document list of products manufactured in Trevoux by Sofradim Production. February 2022.
12. Based on the Global Value Dossier: ProGrip™ Mesh Technology Hernia Repair, US-HR-2000017.
13. Birk D, Hess S, Garcia-Pardo C. Low recurrence rate and low chronic pain associated with inguinal hernia repair by laparoscopic placement of Parietex ProGrip™ mesh: clinical outcomes of 220 hernias with mean follow-up at 23 months. *Hernia*. 2013;17(3):313-320.
14. Piccinni G, De Luca GM, De Luca A, Giungato S, Testini M. Mid-term follow up of TAPP hernia repair without staples and glue: an audit of the data. *Surg Technol Int*. 2015;26:151-154.
15. Based on internal test report #0902CR113a. Design verification report. October 2012.
16. Based on internal test report #RAT196a, Detailed comparison of ProGrip™ laparoscopic self-fixating mesh and ProGrip™ self-gripping polyester mesh. July 2017.
17. Based on internal report #TEX-FP-077. ProGrip™ laparoscopic self-fixating mesh - Finished product textile characterization with PLA loops.
18. Based on internal report #TEX-FP-074. ProGrip™ laparoscopic self-fixating mesh - Finished product textile characterization without PLA grips or loops and without collagen film.
19. Kudsi OY, Bhurtel P, Paluovi N, McCabe Z. Robotic repair of inguinal hernia: preliminary findings of 160 consecutive repairs. *Am J Robot Surg*. 2015;2(1):16-21(6).
20. Ronka K, Vironen J, Kossi J, et al. Randomized multicenter trial comparing glue fixation, self-gripping mesh, and suture fixation of mesh in Lichtenstein hernia repair (FinnMesh Study). *Ann Surg*. 2015;262(5):714-719.
21. Sanders DL, Nienhuijs S, Ziprin P, Miserez M, Gingell-Littlejohn M, Smeds S. Randomized clinical trial comparing self-gripping mesh with suture fixation of lightweight polypropylene mesh in open inguinal hernia repair. *Br J Surg*. 2014;101(11):1373-1382.
22. Hopson SB, Miller LE. Open ventral hernia repair using ProGrip self-gripping mesh. *Int J Surg*. 2015;23(Pt A):137-140.
23. Mangram A, Oguntodu OF, Rodriguez F, et al. Preperitoneal surgery using a self-adhesive mesh for inguinal hernia repair. *JLS*. 2014;18(4). doi: 10.4293/JLS.2014.00229.
24. Edwards C. Self-fixating mesh is safe and feasible for laparoscopic inguinal hernia repair. SAGES website. www.sages.org/meetings/annual-meeting/abstracts-archive/self-fixating-mesh-is-safe-and-feasible-for-laparoscopic-inguinal-hernia-repair/. 2011.
25. Gys T, Gys B, Lafullarde T. The use of a self-gripping mesh in open inguinal hernia repair. A prospective observational single surgeon study. *Acta Chirurgica Belgica*. 2013;113(3):192.
26. Porrero JL, Castillo MJ, Perez-Zapata A, Alonso MT, et al. Randomised clinical trial: conventional Lichtenstein vs. hernioplasty with self-adhesive mesh in bilateral inguinal hernia surgery.
27. Erbella J, Erbella A: Laparoscopic Extraperitoneal Inguinal Hernia Repair Using a Novel Mesh with Self-Fixating Properties. *Surgical Science*. 2013; 04: 289-291. doi:10.4236/ss.2013.46056.
28. Wang Y, Zhang X: Short-term results of open inguinal hernia repair with self-gripping Parietex ProGrip mesh in China: A retrospective study of 90 cases. *Asian J Surg*. 2015; 10.1016/j.asjsur.2015.05.001. doi:10.1016/j.asjsur.2015.05.001.PMID:26143593.
29. Lechner MN, Jager T, Buchner S, Kohler G, et al.: Rail or roll: a new, convenient and safe way to position self-gripping meshes in open inguinal hernia repair. *Hernia*. 2016; 20: 417-22. doi:10.1007/s10029-015-1389-y.PMID:25989726.
30. Lerdsirisopon S, Kasetsermwiwiy W, Tansawat A, Techapongsatorn S: Mini-totally extraperitoneal hernioplasty using progrid: The vajira crispy roll technique. *Surgical Endoscopy and Other Interventional Techniques*. 2014; 28: S58.
31. Pielaciński K, Puła B, Wróblewski T, Kuryłowicz M, Szczepaniak AB. Totally extraperitoneal inguinal hernia repair with or without fixation leads to similar results. Outcome of randomized prospective trial. *Wideochir Inne Tech Maloinwazyjne*. 2020;15(1):1-10.

©2022 Medtronic. Medtronic, Medtronic logo, and Engineering the extraordinary are trademarks of Medtronic. All other brands are trademarks of a Medtronic company.
11/2022 - US-HR-2100103 - [WF# 3611142]

555 Long Wharf Drive New Haven, CT 06511 508.261.8000 800.722.8772 [medtronic.com/covidien](https://www.medtronic.com/covidien)

Medtronic