



STAY CONNECTED

Learn how, with remote monitoring and
the MyCareLink Connect™ Website
www.MyCareLinkConnect.com

Medtronic

WHAT IS REMOTE MONITORING?

Today millions of people around the world benefit from remote monitoring of their heart devices. Remote monitoring of your Medtronic heart device allows you to send device information to your doctor or clinic through a small monitor. Your clinic can review this information on the secure CareLink™ Network and take appropriate action.

Medtronic patient monitors are easy to use and offer convenient connection options — Wi-Fi, Internet connection, or cellular signal — depending on your specific monitor.

To find out which Medtronic patient monitor would work best for you, please talk to your doctor.

These products are not a substitute for appropriate medical attention in the event of an emergency. Use of these products is subject to Internet connectivity and access, and service availability. The monitor must be on and in range of the implanted device to receive CareAlert™ Notifications.

IMPROVED OUTCOMES

Studies have shown that remote monitoring:



Detects abnormal heart rhythms & issues with heart devices faster



Reduces hospitalizations and ER visits



Increases Quality of Life



Provides patients with a sense of security and peace of mind



"With remote monitoring, you're more connected with your clinic. It's easy. It's reliable. It's just a great tool and a great asset to your medical care — and making sure you're connected with your doctor."

Robbie
Pacemaker patient



"Why wouldn't you do something like this (remote monitoring)? It's convenient. It's accurate. It's not intrusive."




Doug
ICD patient

STAY INFORMED

MyCareLink Connect Website

www.MyCareLinkConnect.com

Once you receive a monitor, you can stay connected to your doctor or clinic by creating an account on the MyCareLink Connect Website. Designed exclusively for patients who are enrolled in the CareLink Network, you may sign up to receive:

-  Confirmation when a transmission has been **successfully received**
-  Reminders of **upcoming transmissions** scheduled with your clinic
-  Notifications if you **miss a transmission**

Because the website is customizable, you can view this information on the website or have it sent to you via:



Email




Text

The MyCareLink Connect Website also provides the answers you need with:

- Helpful resources specific to your monitor and heart device
- Troubleshooting tips for your monitor
- Education on remote monitoring

The MyCareLink Connect Website is for you, along with your family and friends.

- Invite up to four people to enroll and view your account.
- Each person can sign up to get reminders about your transmission status and schedule.
- Your information is always private, so you may invite or remove a person at any time.



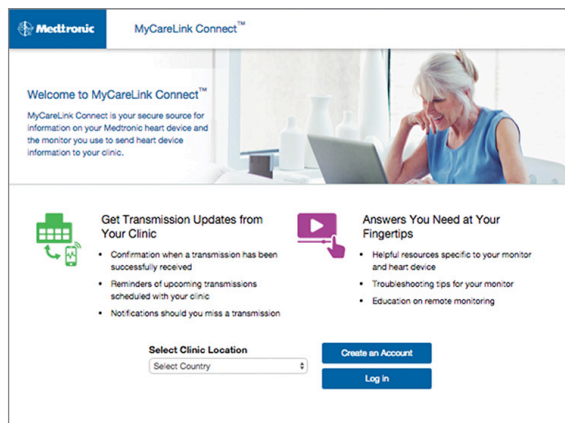
SETTING UP YOUR ACCOUNT

1 ACCESS THE WEBSITE

Type the following into your web browser:
www.MyCareLinkConnect.com.

It is recommended that you save this in your "Favorites" for easy access to the site in the future.

Select the country in which your clinic is located, and click "Create an Account."



All patient and clinical data are fictitious and for demonstration purposes only.

2 CREATE AN ACCOUNT

To begin the enrollment process, you will need to enter your Medtronic heart device serial number and last name.

This information can be found on your device identification card, which you received after your device implant.

Medtronic MyCareLink Connect™

Create an Account

To create an account on MyCareLink Connect, please complete the information below.

Patient Information

*Required field

* Patient's Device Serial Number

* Patient's Last Name

* Enter the characters you see displayed in the image.

Back Continue

Before you begin, you will need your heart device serial number. You can find this number on your permanent or temporary device identification card. Your device identification card looks like the one shown below.

Medtronic

Don John
125 Main St
Any Town, MN 55555

Heart ID: 12345678901234567890
1716207272
1716207272
1716207272

Model: A2040
ADN01
30888822
30888824

MyCareLink Device Identification

3 COMPLETE YOUR PROFILE AND SETTINGS

Customize your account and choose how you'd like to receive notifications of your transmission status and schedule.

Medtronic MyCareLink Connect™

Create an Account

Profile and Settings

Please complete the following information.

First Name: John
Last Name: Anderson

Need to update your name? Please contact your primary clinic to make this change.

Account Details

* Email Address

* Create Password
(The password must be at least 7 alphanumeric characters long, where at least one is a letter and one is a number. Passwords are case sensitive.)

* Re-enter Password

Home Phone Number

Mobile Phone Number

Transmission Status Notifications

* Select how you'd like to be notified of upcoming, missed, and successfully received transmissions.

Select an Option

Account Settings

Language: English

Time Zone: Central Time (US & Canada)

Medtronic may contact me with training and education information about Medtronic products, therapies and services that may be relevant to me, or to request my feedback on such topics. I can withdraw or update my consent at any time by editing my account settings on MyCareLink Connect or by contacting Medtronic at Contact Us.

Your mobile number will be used to send you text message notifications, if enabled. Standard text messaging rates still apply.

* Required field

Back Continue

4 ADD FAMILY AND FRIENDS

Invite family, caregivers, or close friends to access educational resources and information about your heart device, monitor, clinic, and transmission status and schedule.

My Family

Invite up to four people – family members, caregivers, or close friends – to use this website to access educational resources and information about your heart device, monitor, clinic, and transmission status and schedule. Your information is always private, and you may invite or remove a person at any time.

Make sure they are aware that you will use their name and email address to send an invitation through this website.

Invite

People You Have Invited

Frank Anderson	FrankAnderson@gmail.com 555-555-5555 Text Notifications Enabled	Remove
JoAnn Anderson	JoAnnAnderson@gmail.com 555-555-5555 Text Notifications Enabled	Remove
Caroline McDermott	CarolineMcDermott@gmail.com Text Notifications Enabled	Remove

People Who Have Invited You

JoAnn Anderson	Serial Number: RPA65555E	Remove
Carol Anderson	Serial Number: RPA65555E	Remove

5

EXPLORE HELPFUL RESOURCES

Visit the Education section for a variety of helpful resources on your monitor, your heart device, and navigating the website.

Education	
What is Remote Monitoring?	^
How Do I Set Up and Use My Monitor?	^
FAQs and Troubleshooting My Monitor	^
How Do I Return or Dispose of My Monitor?	^
Learn More About My Heart Device	^
Help Navigating this Website	^

It's that simple! With a patient monitor for your heart device and the MyCareLink Connect Website, you'll discover how easy it is to stay informed and connected to your doctor or clinic.

FREQUENTLY ASKED QUESTIONS

FAQs

Where does my device information go when I transmit?

The information is automatically routed through our secure network to your clinic.

How will I know when to transmit heart device information?

Your clinic will tell you when to transmit. You can also sign up to receive reminders of your upcoming scheduled transmission via email, text message and/or on the MyCareLink Connect Website. Visit the Settings section to sign up.

How will I know my transmission was successful?

You can sign up to receive notifications of successfully received transmissions via email, text message and/or on the MyCareLink Connect Website. Visit the Settings section to sign up.

Where can I go for help troubleshooting my monitor?

You can visit the Education section on MyCareLink Connect for basic troubleshooting assistance.

If you still need help, please contact:

CareLink Patient Services at
1-800-929-4043 (toll free)
Monday – Friday from 8 a.m. – 5 p.m. CST.

Brief Statement

Medtronic MyCareLink™ Patient and CareLink™ Monitors, MyCareLink Smart™ Monitoring System (including the MyCareLink Smart Reader and MyCareLink Smart Application), Medtronic CareLink™ Network, Medtronic CareLink™ Mobile Application, and Medtronic MyCareLink Connect™ Website

Intended Use: The MyCareLink Patient Monitor, CareLink Monitor, MyCareLink Smart Monitoring System, and CareLink Network are indicated for use in the transfer of patient data from some Medtronic implantable cardiac devices based on physician instructions and as described in the product manual. CareLink Mobile Application is intended to provide current CareLink Network customers access to CareLink Network data via a mobile device for their convenience. The CareLink Mobile Application is not replacing the full workstation, but can be used to review patient data when a physician does not have access to a workstation. The MyCareLink Connect Website is intended to provide patients, their friends/family and caregivers messages regarding transmission status of patient device diagnostic data to the CareLink Network. These products are not a substitute for appropriate medical attention in the event of an emergency and should only be used as directed by a physician. CareLink Network and MyCareLink Connect Website availability and mobile device accessibility may be unavailable at times due to maintenance or updates, or due to coverage being unavailable in your area. Mobile device access to the Internet is required for the CareLink Mobile App and MyCareLink Smart Monitoring System and subject to coverage availability. Standard text message and data rates apply. Message frequency depends on account settings and clinic scheduling.

For US Text SMS Messages:

- Reply HELP for text message Help (Non-Medical information regarding text messaging).

- Reply STOP to cancel the text messages. Alternatively the user can change account settings via the MyCareLink Connect Website: www.MyCareLinkConnect.com.
- User must be 18 years or older or have permission from a parent or guardian to participate. Terms and Conditions are available at www.MyCareLinkConnect.com.

Supported Text Message Carriers: Our participating carriers include (but not limited to): AT&T®, Sprint®, Boost®, Verizon® Wireless, U.S. Cellular®, T-Mobile®

Web browsers currently supported by the MyCareLink Connect Website are: Microsoft® Internet Explorer® for Windows®, versions 9.0 and higher; Apple Mobile Safari® for iOS, versions 8.0 and higher and Safari® 7.1 on OSX; Google® Chrome 31®, Mozilla Firefox® 33; and Opera® 26. Cookies are enabled. JavaScript is enabled.

Contraindications: There are no known contraindications.

Warnings and Precautions: The MyCareLink Patient Monitor, CareLink Monitors, and MyCareLink Smart Monitoring System must only be used for interrogating compatible Medtronic implantable devices. While using the MyCareLink Patient Monitor and CareLink Monitors do not use a cellular phone while the antenna is positioned over the implanted device.

The MyCareLink Smart Patient Monitor may be used internationally. The MyCareLink Patient Monitor, and CareLink Monitors are intended for use within the prescribing country.

See the device manuals for detailed information regarding the instructions for use, indications, contraindications, warnings, precautions, and potential complications/adverse events. For further information, please call Medtronic at 1-800-929-4043 and/or consult the Medtronic website at www.medtronic.com.

Caution: Federal law (USA) restricts these devices to sale by or on the order of a physician.

Medtronic

Medtronic
710 Medtronic Parkway
Minneapolis, MN 55432-5604
USA
Tel: 763.514.4000
Fax: 763.514.4879

Toll-free: 1.800.328.2518
(24-hour technical support for
physicians and medical professionals)

UC201601595a EN ©2016 Medtronic.
Minneapolis, MN. All Rights Reserved.
Printed in USA. 07/2016

medtronic.com