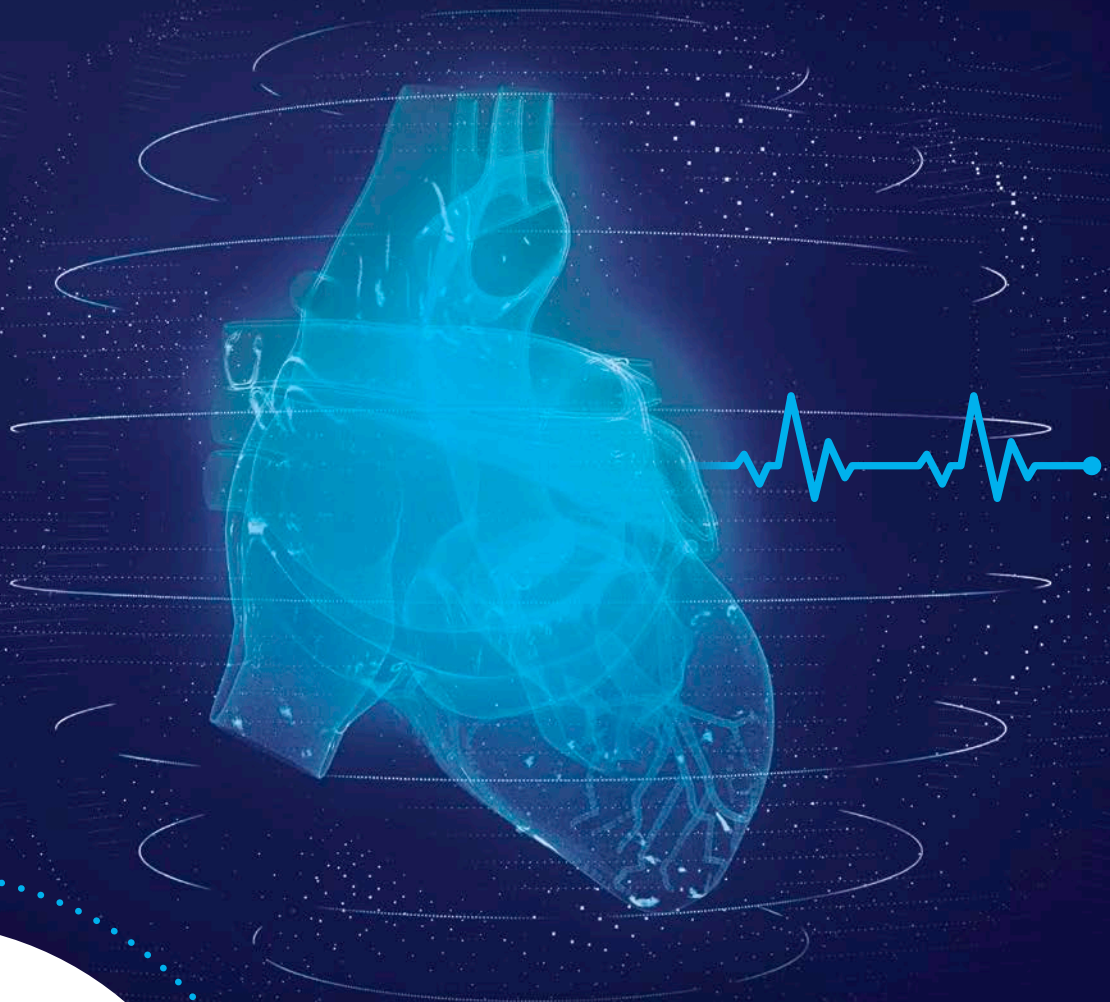


Medtronic

# Accuracy matters.



## See what others miss.

### LINQ II™

Insertable Cardiac Monitoring (ICM) System.  
The world's most accurate ICM.<sup>1-13</sup>

Personalized for the patient's lifestyle.  
Customized for the clinician's workflow.

# Greater confidence



- Most accurate algorithms based on published clinical evidence<sup>1-13</sup>
- Advanced AccuRhythm™ AI algorithms enabling optimal outcomes<sup>14-16</sup>
- The lowest published rate of AF false positives<sup>14,15,17</sup>
- Exclusive PVC detector and pause detection algorithm
- Available for pediatric patients two years and older

**Medtronic** LINQ II™

**LINQ II**  
Insertable Cardiac Monitoring System

# Seamless experience



- World's first ICM with remote programming<sup>†18</sup>
- 4.5-year longevity<sup>†18</sup>
- Two monitoring options, including a Bluetooth<sup>®\*</sup>-enabled mobile app, to fit patient lifestyle and increase patient compliance<sup>19,20</sup>
- Smart memory management eliminates the need for manual transmissions<sup>18</sup>

<sup>†</sup>First European (TUV notified body) approved remote programmable device.

<sup>‡</sup>Nominal settings.

# Greater confidence

## Industry-leading accuracy, AI-powered insights

The AccuRhythm AI platform is an artificial intelligence system that applies deep learning algorithms to LINQ II ICM data flowing into the CareLink™ network.

The algorithms address the two most common sources of ICM false alerts – Atrial Fibrillation (AF) and Pause.<sup>14,15,17</sup>

Validation data demonstrated:

### AF algorithm

74.1%

Reduced false alerts<sup>15</sup>

99.3%

Preserved true alerts<sup>15</sup>

### Pause algorithm

97.4%

Reduced false alerts<sup>14</sup>

100%

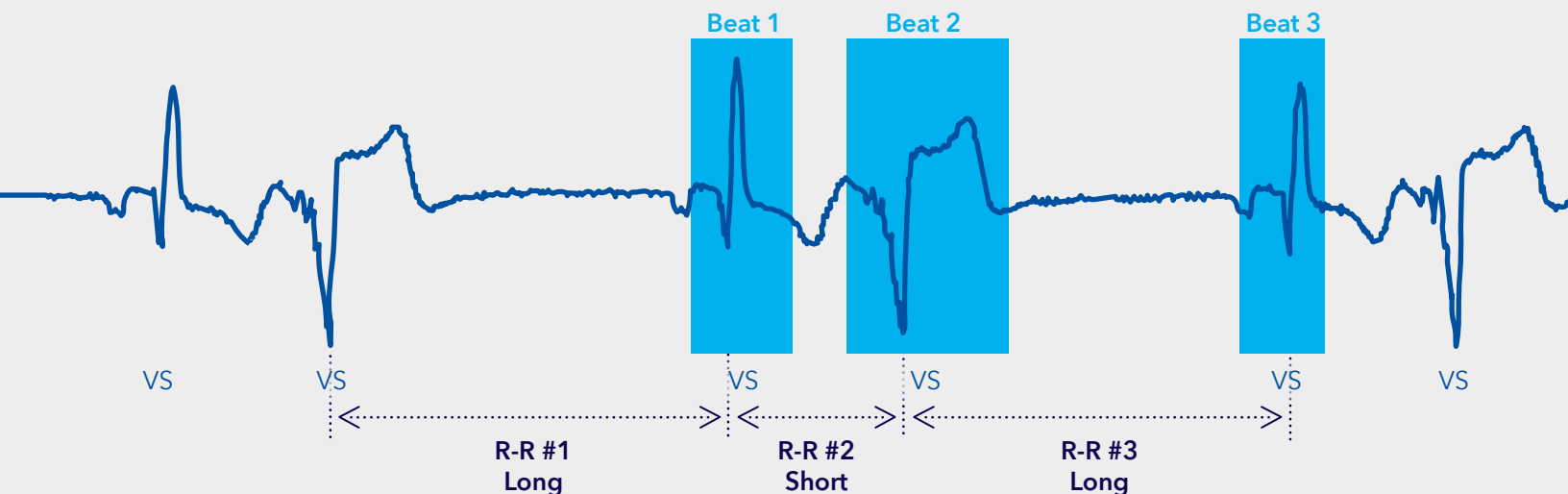
Preserved true alerts<sup>14</sup>

Experience the transformational benefits of AccuRhythm AI algorithms, which further enhance the accuracy of LINQ II ICM data.<sup>14-23</sup>

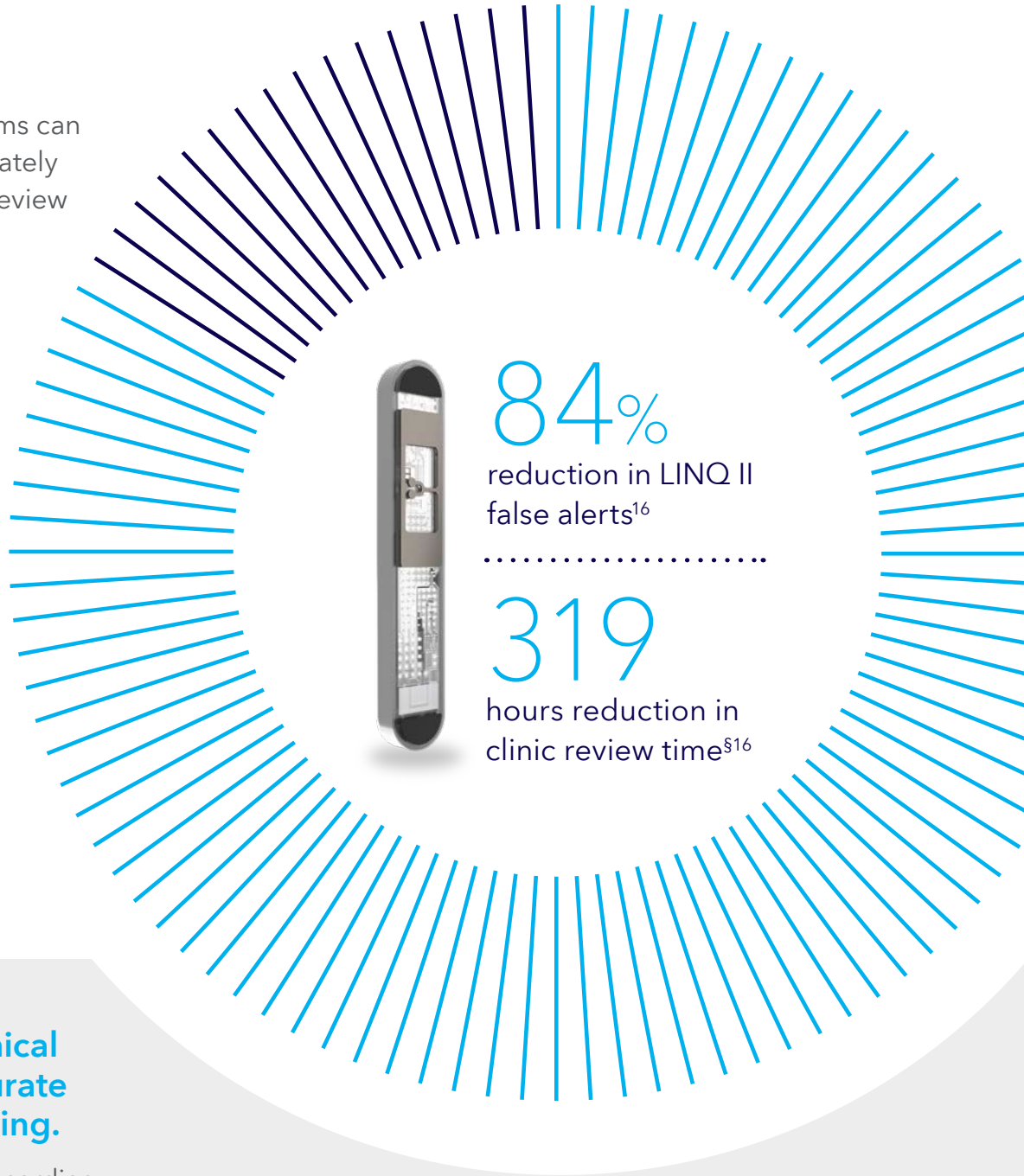


Scan the QR code to watch videos and learn how AccuRhythm AI algorithms work.

## Exclusive PVC detector may help identify high-risk patients.<sup>21,22</sup>



AccuRhythm AI algorithms can save clinicians approximately 319 hours of false alert review yearly for every 200 LINQ II ICM patients.<sup>§16</sup>



## Make informed clinical decisions with accurate AF burden monitoring.

Don't rely on short-term cardiac monitors and symptom reporting to track your patients' AF episodes. The LINQ II™ ICM provides you with longitudinal data to objectively determine both asymptomatic and symptomatic AF. This data results in the measure of true AF burden to effectively guide therapy decisions.

Learn more by visiting  
[medtronic.com/AFburden](https://www.medtronic.com/AFburden)

<sup>§</sup>The validation study performance and time study results were projected onto 16,301 LINQ II patients to calculate the time saved per year in 200 LINQ II ICM patients.



# Seamless monitoring experience

BlueSync™ technology within LINQ II ICM enables secure, wireless communication via Bluetooth Low Energy without compromising longevity.<sup>18</sup>

## MyCareLink Heart™ Mobile App

Patients can use their smartphone to automatically transfer device data via the MyCareLink Heart mobile app, even outside the home.<sup>19,20,23</sup>

Now, you have the choice to provide the MyCareLink Heart mobile app to your patients on a Medtronic-provided smartphone, if the patient doesn't have their own compatible device.

### Symptom marker

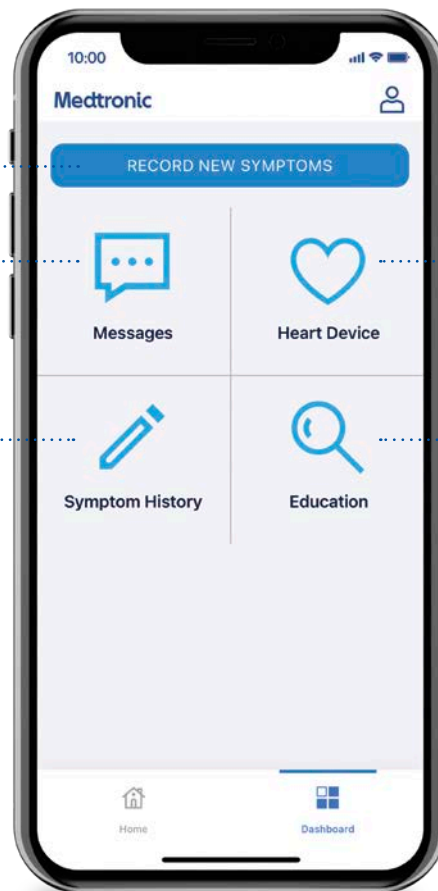
Recorded symptoms correlate with heart rhythm at the time of episode

### Messages

Important messages about transmission status and using the app

### Symptom history

A log of symptoms to share with a doctor at an office visit



### My heart device

Displays implant date, ICM device name, model number, and serial number

### Education

Provides information about living with the LINQ II device

MyCareLink Heart mobile app also delivers:



### Patient compliance

Provides information that results in increased clinic efficiencies<sup>19,20,23</sup>



### Patient engagement

Promotes patient satisfaction<sup>19</sup>



### Upgradability

Sets the foundation for future technologies

## MyCareLink Relay™ Home Communicator

(alternative monitoring option)

- Bluetooth home communicator offers your patients an easy, reliable monitoring alternative.<sup>‡‡</sup>
  - Requires little to no user interaction
  - Requires no manual pairing
- For patients who are unable to or prefer not to use a smartphone.
- Physician may choose to include an optional Patient Assistant for patients to mark symptoms as they happen.



<sup>‡</sup>Please visit [MCLHeart.com](http://MCLHeart.com) for a list of compatible smartphones and tablets.

<sup>††</sup>Patients must keep their smartphone or tablet up to date to use the app.

<sup>‡‡</sup>Where cellular or Wi-Fi connectivity is available.

# Seamless programming experience

First ICM with remote programming<sup>§§18</sup>

- Reduces patient office visits and scheduling hassles
- Enables remote programming capability for all device parameters post-insertion from the clinic





Remote access to full ECGs eliminates the need for manual transmissions<sup>18</sup>



Patient data transmitted to CareLink network via MyCareLink Relay home communicator or MyCareLink Heart mobile app



Clinician initiates reprogramming via CareLink network

-  Secure connection
-  Cellular connection
-  Bluetooth connection
-  Wi-Fi connection

<sup>§§</sup>First European (TUV notified body) approved remote programmable device.



> 200

clinic hours saved for reviewing ICM alerts compared to Reveal LINQ™ ICM.<sup>24</sup>



Monitors act as a pass-through



Device settings are automatically updated without the need for an office visit


# Exclusive service offerings



## Get Connected Service<sup>ΩΩ</sup>

The Get Connected service guides patients through the process of:

- Monitor screening and ordering
- Setup
- First transmission



## Stay Connected Service<sup>ΩΩ</sup>

Provides expert troubleshooting and support for patients experiencing issues with connectivity or monitor equipment.

<sup>ΩΩ</sup> Talk to your Medtronic representative to learn how to sign up for these free services.





## References

- Pürerfellner H, Sanders P, Sarkar S, et al. Adapting detection sensitivity based on evidence of irregular sinus arrhythmia to improve atrial fibrillation detection in insertable cardiac monitors. *Europace*. November 2018;20(FI\_3):f321-f328.
- Nölker G, Mayer J, Boldt L, et al. Performance of an Implantable Cardiac Monitor to Detect Atrial Fibrillation: Results of the DETECT AF Study. *J Cardiovasc Electrophysiol*. December 2016;27(12):1403-1410.
- Confirm Rx™ ICM K163407 FDA clearance letter. 2017.
- Confirm Rx ICM K182981 FDA clearance letter. 2019.
- Jot Dx™ ICM K212206 FDA clearance letter. 2021.
- Monitoring Devices Merlin™ PCS help manual for SJM Confirm™, Confirm Rx ICM, Jot Dx manual. 2021.
- BIOTRONIK BioMonitor™ 2 technical manual. 2017.
- BIOTRONIK BIOMONITOR III technical manual. 2020.
- BIOTRONIK BIOMONITOR IIIim technical manual. 2020.
- BIOTRONIK BIOMONITOR III. K190548 FDA clearance letter. 2019.
- BIOTRONIK BIOMONITOR IIIim. K201865 FDA clearance letter. 2020.
- Lux-Dx™ ICM K212206 FDA clearance letter. 2020.
- Lux-Dx ICM user manual. 2020.
- Cheng YJ, Ousdigian KT, Koehler J, Cho YK, Kloosterman M. Innovative Artificial Intelligence Application Reduces False Pause Alerts while Maintaining Perfect True Pause Sensitivity for Insertable Cardiac Monitors. Presented at HRS 2021.
- Radtke A, Ousdigian KT, Haddad TD, Koehler JL, Colombowala IK. Artificial Intelligence Enables Dramatic Reduction of False Atrial Fibrillation Alerts from Insertable Cardiac Monitors. Presented at HRS 2021.
- Ousdigian K, Cheng YJ, Koehler J, et al. Artificial Intelligence Dramatically Reduces Annual False Alerts from Insertable Cardiac Monitors. Presented at AHA Conference 2021.
- AccuRhythm clinician manual supplements M015316C001 and M015314C001.
- LINQ II LNQ22 ICM clinician manual. M974764A001D.
- Cronin EM, Ching EA, Varma N, Martin DO, Wilkoff BL, Lindsay BD. Remote monitoring of cardiovascular devices: a time and activity analysis. *Heart Rhythm*. December 2012;9(12):1947-1951.
- Varma N. Remote monitoring of patients with CIEDs following the updated recommendations – Easing or adding to postimplant responsibilities? *Cont Cardiol Educ*. December 2016;2(4):198-204.
- Penela D, Fernández-Armenta J, Aguinaga L, et al. Clinical recognition of pure premature ventricular complex-induced cardiomyopathy at presentation. *Heart Rhythm*. December 2017;14(12):1864-1870.
- Penela D, Van Huls Van Taxis C, Aguinaga L, et al. Neurohormonal, structural, and functional recovery pattern after premature ventricular complex ablation is independent of structural heart disease status in patients with depressed left ventricular ejection fraction: a prospective multicenter study. *J Am Coll Cardiol*. September 24, 2013;62(13):1195-1202.
- Fowles JB, Terry P, Xi M, Hibbard J, Bloom CT, Harvey L. Measuring self-management of patients' and employees' health: further validation of the Patient Activation Measure (PAM) based on its relation to employee characteristics. *Patient Educ Couns*. October 2009;77(1):116-122.
- Utilization of remote reprogramming to manage insertable cardiac monitor arrhythmia alert burden. Medtronic data on file.

## Brief statements

### Medtronic LINQ II™ insertable cardiac monitor system (ICM) and remote monitoring

#### Indications

The LINQ II ICM is an insertable automatically-activated and patient-activated monitoring system that records subcutaneous ECG and is indicated in adult patients, and in pediatric patients who are at least 2 years old, in the following cases:

- Patients with clinical syndromes or situations at increased risk of cardiac arrhythmias
- Patients who experience transient symptoms such as dizziness, palpitation, syncope, and chest pain that may suggest a cardiac arrhythmia

#### Contraindications

There are no known contraindications for the insertion of the LINQ II ICM or its accessories. However, the patient's particular medical condition may dictate whether or not a subcutaneous, chronically inserted device can be tolerated.

#### Warnings and Precautions

Patients with the LINQ II ICM should avoid sources of diathermy, high sources of radiation, electrosurgical cautery, external defibrillation, lithotripsy, therapeutic ultrasound and radiofrequency ablation to avoid electrical reset of the device, and/or inappropriate sensing as described in the Medical procedure and EMI Warnings, Precautions and Guidance Manual. MRI scans should be performed only in a specified MR environment under specified conditions as described in the LINQ II MRI Technical Manual.

Wireless accessories available for use with LINQ II may experience connectivity or performance issues. See product manuals for details and troubleshooting instructions.

#### Potential Adverse Events

Potential adverse events from the LINQ II ICM include, but are not limited to, device rejection phenomena (including local tissue reaction), device migration, infection, and erosion through the skin.

There are no known adverse events associated with the use of any LINQ II ICM wireless accessory.

See the device manuals for detailed information regarding the implant procedure, indications / intended use, contraindications, warnings, precautions, and potential complications/adverse events. For further information, please call Medtronic at (800) 328-2518 (Technical Services), (800) 551-5544 (Patient Services), and/or consult Medtronic's website at medtronic.com.

**Caution:** Federal law (USA) restricts prescription devices to sale by or on the order of a physician.

### AccuRhythm™ AI ECG classification system

#### Intended Use

The intended use of the system is to reduce false positive cardiac arrhythmia episodes.

#### Contraindications

There are no known contraindications for AccuRhythm AI Models ZA400, ZA410, or ZA420.

#### Precaution

The AccuRhythm AI ECG classification system may incorrectly adjudicate a true positive episode as an AI false episode, causing that episode to be suppressed in the remote monitoring system.

See the device manual for detailed information regarding the intended use, contraindications, warnings, precautions, and potential complications/adverse events. For further information, call Medtronic Technical Services at 800-328-2518 and/or consult the Medtronic website at medtronic.com.

**Caution:** Federal law (USA) restricts these devices to sale by or on the order of a physician.

# Medtronic

710 Medtronic Parkway  
Minneapolis, MN 55432-5604  
USA

Toll-free in USA: 800.633.8766  
Worldwide: +1.763.514.4000

**medtronic.com**

UC202210937c EN ©2022 Medtronic. Medtronic, Medtronic logo, and Engineering the extraordinary are trademarks of Medtronic. The Bluetooth® word mark and logos are registered trademarks owned by Bluetooth SIG, Inc. and any use of such marks by Medtronic is under license. ™Third-party brands are trademarks of their respective owners. All other brands are trademarks of a Medtronic company. Printed in the USA. All rights reserved. 11/2022